

CS 2200



Performance. Operational ease. Safety.

The next generation CS 2200 intraoral x-ray system is designed for performance and safety. Featuring an intuitive and user-friendly design, the unit's very high-frequency (DC) x-ray generator ensures consistent high-quality images, while providing improved safety conditions for your patients and staff – year after year.



A versatile timer for maximum usability

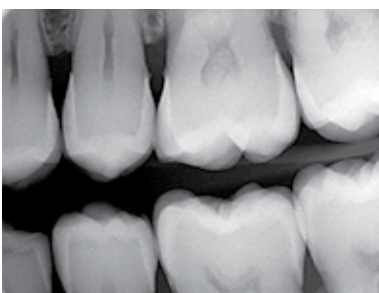
Compact and easy-to-use, the unit's handheld timer allows users to quickly select the right exposure settings. In addition, the timer is pre-programmed to automatically calculate settings – so operating the unit has never been so simple. Icons are clearer and easier-to-understand so you can make the selection with just one glance. And, after each exposure, the dose level is displayed for simple dose monitoring.

Ensuring more confident diagnoses

The unit's high-frequency generator ensures maximum image quality while at the same time limiting radiation exposure. Equipped with a focal spot of 0.7 mm, the system generates sharp, detailed images with each shot.

Minimal radiation exposure

Generating up to 30% less radiation than conventional x-ray generators, the CS 2200 system automatically determines the optimal dose for patients. In addition, the system emits constant radiation to maximize the amount of useful x-rays and significantly reduce the levels of radiation.



Smart. Reliable. Exceptional Value.

Multiple configurations to fit any practice

Compatible with both film and digital imaging applications, the CS 2200 system works the way you do. And with multiple installation configurations available, you can easily adapt the unit to match the needs of your practice. Plus, the system's wall mount was specifically designed to facilitate the replacement of the former Trophy Irix unit – so the impact and cost to your practice is minimal.

Complete control

The CS 2200 system is equipped with adjustable tension (60 or 70 kV) to accentuate contrast and levels of gray shading according to your diagnostic needs. This advanced control helps you obtain optimized images that are just the way you want them – giving you total control over your settings.

Easy, precise positioning

With its stable arm and lightweight tube head, the CS 2200 system ensures perfect stability during the exam and effortless movement. The unit's cone design helps you correctly align the x-ray tube head and detector – all the while reducing the risk of cone-cutting images.

Long-term piece of mind

As the only dental company to engineer and manufacture our x-ray generators from start to finish, we maintain complete control over the standards and quality of our X-ray units. Designed to protect your investment, our products offer the reliability and long service life you need to get the most out of your system. For further peace of mind, we offer a one-year warranty on all products. By activating care protect, you will get 5 year warranty in total.

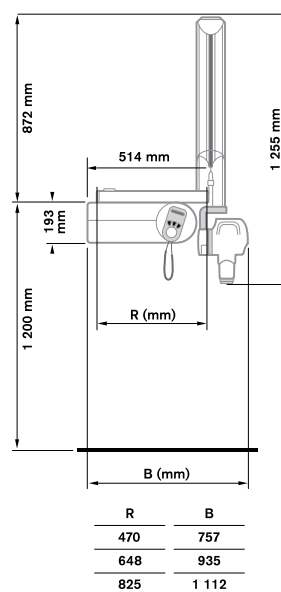


Optional Ceiling Mount (left) and Irix Wall Mount (above).

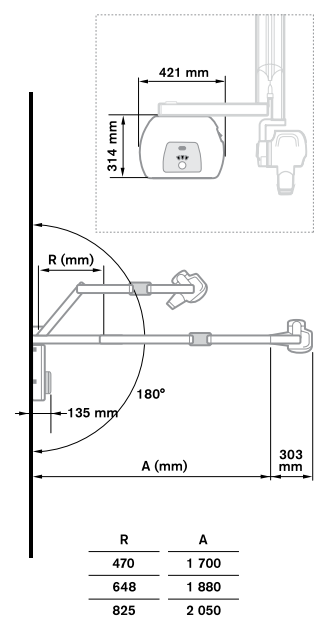
Technical Specifications

X-Ray Generator	300 kHz very high frequency
Focal Spot	0.7 mm CEI
Tube Current	60 kV, 70 kV
Mounting Options	Wall (horizontal right and left or vertical), ceiling, mobile, floor, Irix mount
Arm Lengths	Short (170 cm / 67 in) Standard (188 cm / 74 in) Long (205 cm / 81 in)
Types of Timers	Portable (standard), separate (option), or on the wall apply (Irix mount)
Timer Settings	kV, child/adult/large, tooth/bitewing/occlusal, film/sensor/manual programs
Options and Accessories	Synchronization link with RVG system, collimators (sizes A, B, or C)
Emitted dose	Automatically displayed after each exposure

Standard configuration



Irix configuration



Would you like to know more?

www.carestreamdental.com

Alternatively, contact your local authorised dealer.